



TRIOBIKE



CARGO

FLIGHT CASE BOX INSTALLATION MANUAL

ENGLISH V 1.0



hello new user let's ride

Congratulations on your new bicycle! Proper assembling and operation of your bicycle is important for your safety and enjoyment. Our customer service department is dedicated to your satisfaction with Triobike and its products. If you have questions or need advice regarding assembly, parts, performance, or returns, please contact the experts at Triobike.

Enjoy the ride!

our contacts

phone: +45 36 70 00 70

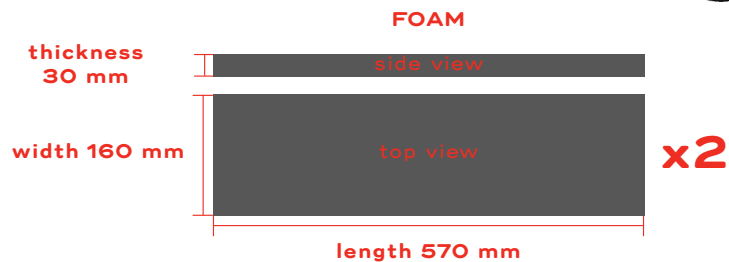
email: support@triobike.dk

website: www.triobike.com


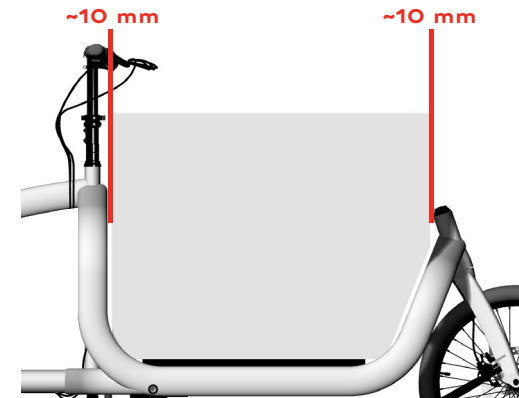
social medias: [youtube](#) | [facebook](#)



INSTALLING THE FLIGHT CASE BOX

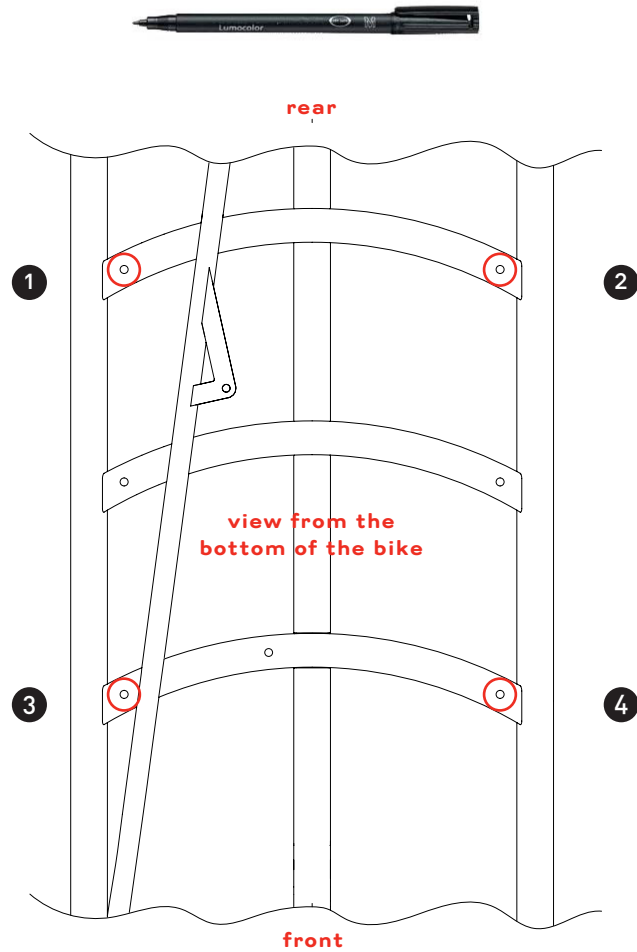


1- Using double sided tape, place two 30mm thick foam panels on the bike frame, as shown in the picture. The holes for the M6 bolts, close to the side tubes, have to stay uncovered. If the foam is missing, just use 4 pieces of wood, 30x30x570 mm, placed at the borders of the foam.



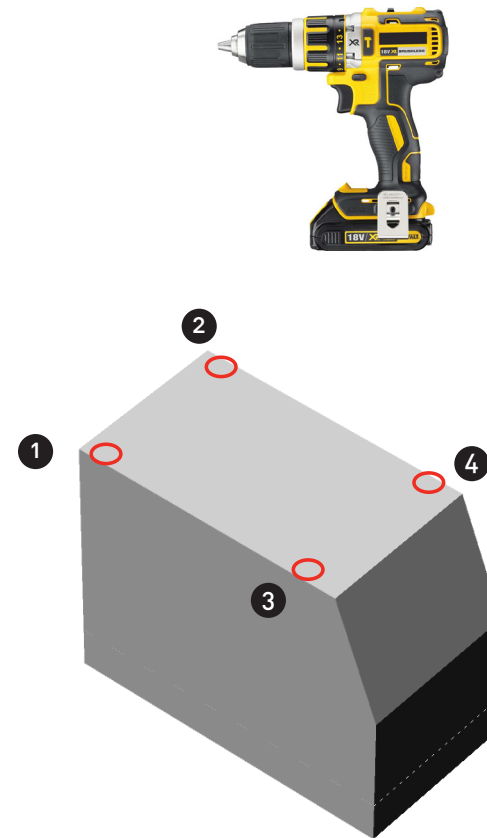
2- Place the flight case box on the foam panels, the distance between the headset and the rear part of the load deck has to be the same.

INSTALLING THE FLIGHT CASE BOX



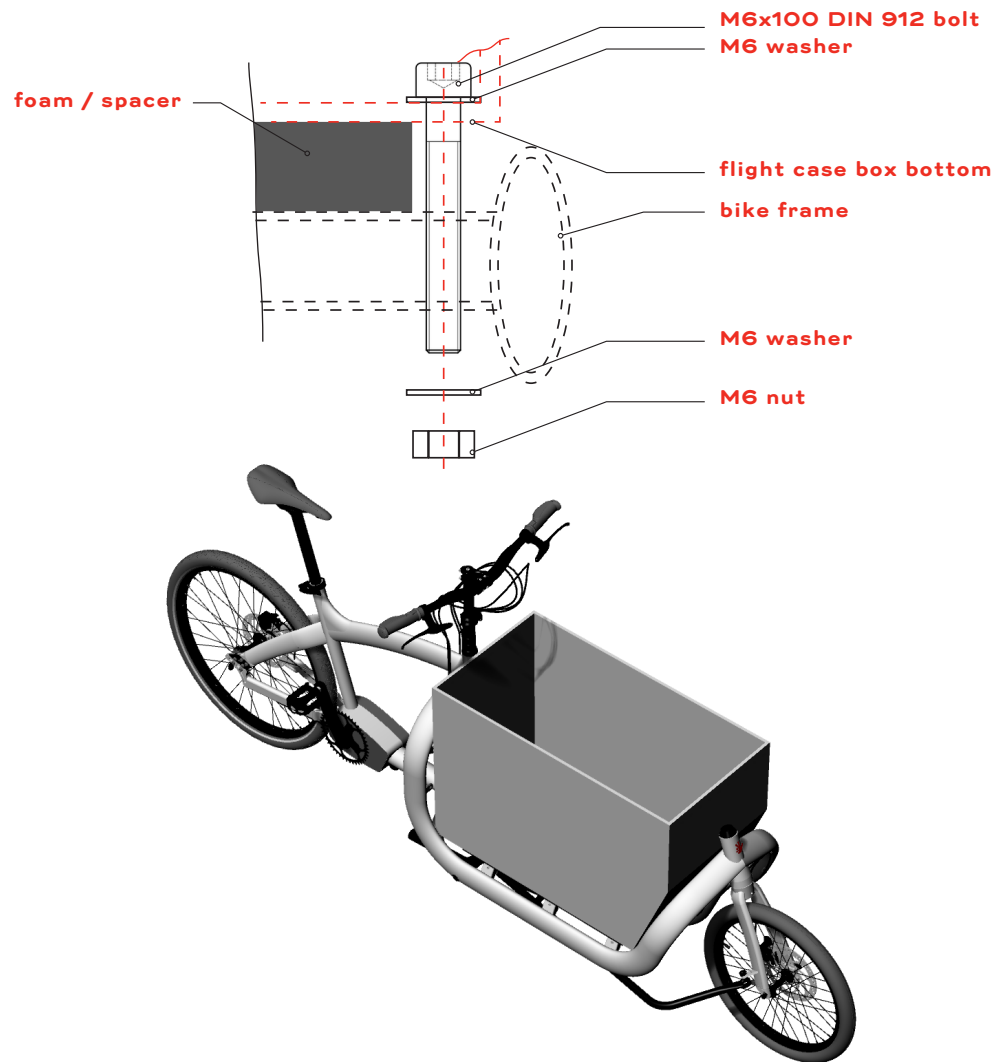
3- Using a long and thin marker, mark the center of the holes with the red circle on the bottom of the flight case box. The marker has to enter from the bottom of the frame.

INSTALLING THE FLIGHT CASE BOX




4- Remove the box from the bike and turn it upside down. Drill 4 holes Ø8 mm on the position of the marks made previously on the box.

INSTALLING THE FLIGHT CASE BOX



5- Place again the box on the frame, and remove the lid from the top. Place an M6 washer and a M6x100 bolt on each of the 4 holes. The bolts should pass through the bottom of the box and the bike frame. To tight the bolts, place a washer and a self locking nut under the bike frame, as shown in the drawing.

INSTALLING THE FLIGHT CASE BOX



6- Put again the top lid on the flight case box.





TRIOBIKE

TRIOBIKE A/S

Vesterbrogade 149, 1620 Copenhagen V - Denmark

phone: +45 3670 0070

info@triobike.dk | www.triobike.com